


COMPONENT GUIDE for industry and shipping




Operation alarm panel LLC 10 IP 24V



ALARM DISPLAY UNIT LLC-10

UNIVERSAL PANEL IN THE "DIN" SERIES, FOR USE BY PROCESS INDUSTRIES AND MACHINE MANUFACTURERS



- 10 channel unit for both normally open and closed sensor contacts (No/Nc).
- Alarm grouping in 2 categories (A-B alarms)
- Memory and flasher
- Time delay for each alarm channel
- Running light indicator
- Group indication
- Voltage failure indication
- Prepared for datatransfer

ADVANTAGES AND OPERATION

LLC-10 is a compact alarm display unit in the "DIN"-series. It is designed for exacting applications. The unit is programmable for use with either normally open or closed sensor contacts, with adjustable time delay. The alarm channels can be connected to either of the two output groups (A and B alarms). At the panel, the sensors indicator flashes when the pre-set time delay has elapsed. At the same time the output group to which it is connected, is activated. The signal is acknowledged by pressing the red RESET button. This releases the output contact and the flashing light becomes steady. When the fault has been corrected and the sensor contact has returned to its normal state, the indicator lamp goes out. If the fault self-corrects and the sensor contact returns before acknowledgement, the fault remains in the unit memory, the light flashes and the output contact remains activated, until the accept button is pressed. LLC-10 is equipped with a channel memory. The unit is always ready to receive new alarm signals, independent of system status. The panel can be provided with legends for each alarm channel or with a common 10 points legend.

SECURITY

LLC-10 is designed for severe mechanical and electrical environmental conditions. It is provided with special protection against polarity reversal and accidental connection of voltage, interruptions etc. The unit is designed to indicate voltage failures, each group relay is normally activated. In the alarm state the relay is deactivated and a signal can be given with a horn, for example. The same happens with interruption in supply voltage. Its limited size and depth and depth allow it to be easily mounted in panels, walls and similar spaces. The unit is in accordance with CE-standards: EN 50 082-2; IEC 801- 2:1991; ENV 50 140; ENV 50 141; IEC 801-4; SNEN 61010.

INSTALLATION

LLC-10 is designed for panel, wall or cabinet mounting, and is supplied only in the master form. Systems with more than 10 alarm channels require, demand additional panels. Connection is made to the unit by an easily accessible screw terminal block, which can be fitted with a corresponding terminal strip. The use of this system means that cable connections need not be disturbed once the installation is complete, and the unit can be disconnected very quickly.

SPECIFICATIONS

Supply voltage: 24V AC/DC \pm 20%; 0,1-0,2A
 Time delay: Individually adjustable time 0,5-20 sec. each channel.
 Ambient temperature: min -10°C max 55°C.
 Hygroscopic moisture: max 80% not condensed.
 Output contacts: One change-over contact per alarm group (A and B alarms). Selection device on each alarm point contact rated 24V 1A resistive load. Max 30V RMS, or 60VDC (Selv or Telv).
 Front: Dull black plastic with plastic cover IP44 and together with gasket IP65
 Main dimension: DIN 144x144x35 mm
 Panel recess: 125x125 mm
 Legends: Space for individual channel legends or common 5 channel legends
 Indicators: Red LED for unacknowledged alarm

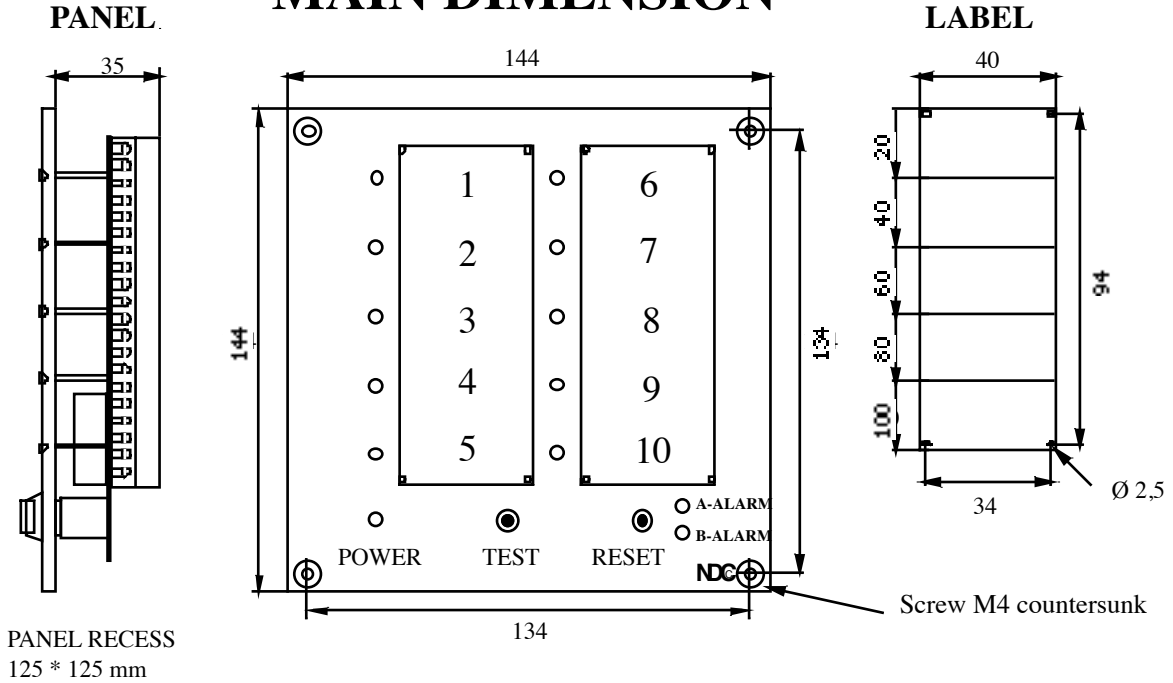
ORDERING INSTRUCTIONS

12040-25 LLC 10 IP



Extra accessories:
 1084 Relay circuit board for an interface to computer or remote alarms.

MAIN DIMENSION



CONNECTION

